

# Technical information

## Hesse INVIPRO-OIL OE 52860

### Product description

This is a mixture of natural oils and natural waxes combined with alkyd resins refined with natural oil. Our fast drying oil is free from cobalt, butanone oxime and aromatic compounds. It contains a light stabiliser and protects against colour changes significantly longer than comparable oils. It penetrates very well into wood, maintaining the open porosity and breathability of the wood surface. The surface remains anti-static and appears untreated, but it is abrasion-proof and water repellent and is therefore not only better protected and more durable than a bare wood surface, it is also easier to clean, so real wood surfaces retain their individual and exclusive attributes longer. Due to its innovative formulation, the INVIPRO-OIL is decopaint-compliant and is not classified in accordance with the currently valid GHS/CLP regulation.

### Areas of application

Throughout living areas as a natural wood effect oil on surfaces subject to normal to medium demands; mainly on light woods.

### Area of application

- Internal fit-out
- Furniture
- Special applications

### Substrate material

- Dark, fine pored hardwood
- dark deciduous woods with coarse pores
- light deciduous woods with fine pores
- light deciduous woods with coarse pores
- Conifers

### Surface Preparation

#### Surface preparation

Clean, dry wood, free of oil, grease, wax and silicones. Sanded as prescribed and free from sanding dust.

#### Substrate sanding grits



240 - 320

#### Comments on sanding



The raw-wood sanding must be adapted to the required application quantity; the lower the application quantity, the finer the sanding grit (up to grit 240 when buffing). Ensure that the edge sanding and surface sanding are even. The sanding quality is crucial in ensuring a good quality of the final coat!

### Application

#### Application

#### Spray nozzle size

#### Spray pressure

#### Atomizing pressure

#### Gauze pads / cloth



### Times

#### Drying



16 h / 20 °C

For more information on Order information, please visit our website, contact our account managers and field service representatives, or contact your specialist dealers.

# Technical information

## Hesse INVIPRO-OIL OE 52860

### Finishing

#### Finishing

After suitable drying can be recoated with the same product.

Timely, regular and professional cleaning and care of the oiled surface significantly increases its useful life.












### Processing instructions

Apply and rub in the material using a saturated, fine sanding fleece. Remove any excess after a short exposure time using a cotton cloth. The surface should appear dry otherwise the product may not cure completely. In special cases the material can also be thinly applied by spraying. Rubbing in and subsequent removal of the excess are as for manual application. The corresponding safety instructions for spray application must be followed! The material can also be force dried (e.g. using IR drying up to a maximum of 40 °C). A suitable drying method and the required parameters must be determined on a customer-specific basis under practical conditions.

### Particular instructions

The product is not suitable for woods susceptible to blue stain in damp rooms. Chemical and mechanical resistance depends on the number of coats of oil that are applied. Hardening at 100 : 4 with OR 5180 increases the surface's mechanical and chemical resistance. The hardener additive accelerates complete drying. Pot life of the mixture is 1 h / 20 °C room temperature. The material dries with oxidation – please observe the general application instructions. Skin may form due to the high reactivity. Please remove before agitating. Subsequently the material should be filtered as a precaution. Stir carefully before use. Please observe the latest material safety data sheet!

### Technical data




<b>Flow time (+/- 15%)</b>	 60 s / DIN4
<b>Yield per coat</b>	 35 - 104 m <sup>2</sup> /l The spreading rate is heavily dependent on the type of application. The specifications relate to a liter of ready-for-use product, if necessary including hardener and thinner.
<b>Proportion of renewable raw material</b>	 17.226 %
<b>Non-volatile proportion</b>	 55.6 %
<b>VOC FR</b>	A+
<b>Shelf life in weeks</b>	 52
<b>Storage temperature</b>	 10 - 35 °C
<b>Working Temperature Range</b>	 20 - 40 °C
<b>Number of coats (max)</b>	 2
<b>Amount per layer (minimum)</b>	 10 g/m <sup>2</sup>
<b>Amount per layer (max)</b>	 30 g/m <sup>2</sup>
<b>Total application volume</b>	 MAX 60 g/m <sup>2</sup>



For more information on Order information, please visit our website, contact our account managers and field service representatives, or contact your specialist dealers.

# Technical information

## Hesse INVIPRO-OIL OE 52860

### Particular properties / testing standards

Sign	Product standard / basis
	Saliva and sweat resistance according to DIN 53160 Parts 1 and 2: no discolouration (Level 5)
	Product meets the requirements of solvent based paints and coatings regulation - ChemVOCFarbV (German ordinance on solvent-based paints and
	PVC-resistant

Sign	Product standard / basis
	Toy safety as per DIN EN 71-3
	Emission-tested construction product per DIBt [German institute for construction technology] principles,

### Sample process

#### Living room shelving in oak, clear natural wood effect

Bare wood sanding: 320 grit with subsequent dust removal.

Use a fine sanding fleece to apply 1 x circa 10 - 20 g/m<sup>2</sup> Hesse INVIPRO-OIL OE 52860 and rub it in evenly.

Allow a brief absorption period and then use a soft cotton cloth to remove the excess until the entire surface appears uniformly dry.

Drying time: at least 1 h / 20 °C room temperature and with adequate air exchange.

Use a fine sanding fleece to apply 1 x circa 10 - 20 g/m<sup>2</sup> Hesse INVIPRO-OIL OE 52860 and rub it in evenly.

Allow a brief absorption period and then use a soft cotton cloth to remove the excess until the entire surface appears uniformly dry.

Drying time at least 8 h, preferably 16 h / 20 °C room temperature and with adequate air exchange.

Full resilience is achieved after around 7 d / 20 °C room temperature and with adequate air exchange.

### Ordering information

Order number	Gloss level 60° (Gloss +/-5)	Gloss level
OE 52860	6	

### Accessories

	Order number	Product description
Thinners	OV 89	OIL-THINNER
	OV 5100	Special thinner

For more information on Order information, please visit our website, contact our account managers and field service representatives, or contact your specialist dealers.

## Technical information

# Hesse INVIPRO-OIL OE 52860



### General instructions on workmanship

Materials with oxidative drying: a skin can form on the surface in containers, mainly opened containers. This should be removed prior to use. Low temperatures, increased ambient humidity, inadequate air exchange and wood contents that inhibit drying can extend the oil's drying time.

The risk of spontaneous combustion means that coating substances generating heat during drying (oxidative drying oils) and coating substances forming highly flammable deposits may not be applied in the same spray booth without further precautions (see BGR 500, section 3: Handling different coating substances). Cotton cloths, cardboard and paper saturated with oil pose a risk of spontaneous combustion due to heat accumulation. They should therefore be spread out in the air to dry before being disposed of. Even oil-saturated wood dust is prone to spontaneous combustion; as a precaution please do not dispose of it in sealed containers and, where possible, do not use the spray booth for sanding. The oil itself does not combust spontaneously. The necessary cleaning, care and refresh intervals should be matched to the number of layers of oil applied and the nature and intensity of use. The material properties have been tested on commonly available woods, such as oak, beech, etc. Resins in softwoods, coloured woods and exotic or unusual wood species can result in delayed drying and optical impairments. Please therefore check for suitability prior to use on such woods. Please also note that oils, like almost all natural materials, change colour over time under the influence of light and heat. Their colour can alter both under the influence of light (e.g. the sun's UV rays, etc.) and due to light deprivation (yellowing at absence of light, e.g. beneath tablecloths, carpets, cabinets, etc.). This can become particularly apparent on brightly pigmented substrates. Oiled surfaces have a distinctive odour. This diminishes in a matter of days with progressive drying.

Our technical information is continually adapted to keep up to date with the latest technology and statutory regulations. The indicated values are no specification, but typical product data. The latest version is always available online at [www.hesse-lignal.de](http://www.hesse-lignal.de) or talk to your local account manager. This information is for advice and is based on the best knowledge available and careful research in line with the current state of the art. This information cannot be held as legally binding. We also refer you to our terms and conditions of business. Material safety data sheet is provided in accordance with EC regulation no. 1907/2006.

For more information on Order information, please visit our website, contact our account managers and field service representatives, or contact your specialist dealers.